


Roads, highways and winter maintenance

2019-20, Issue 2

Direction of travel



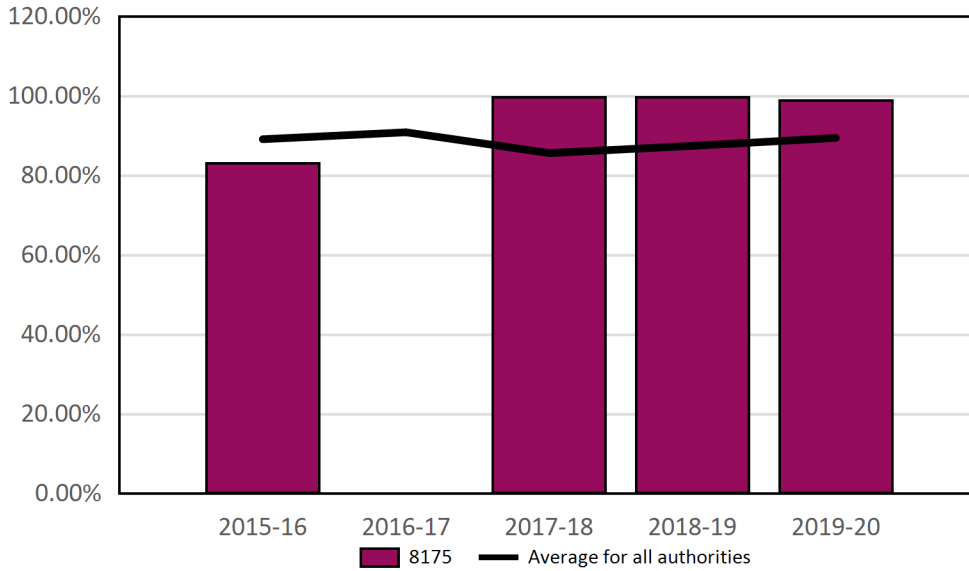
Performance indicators

The direction of travel report includes a 5 year analysis on the following selected performance indicators:

Roads, highways and winter maintenance

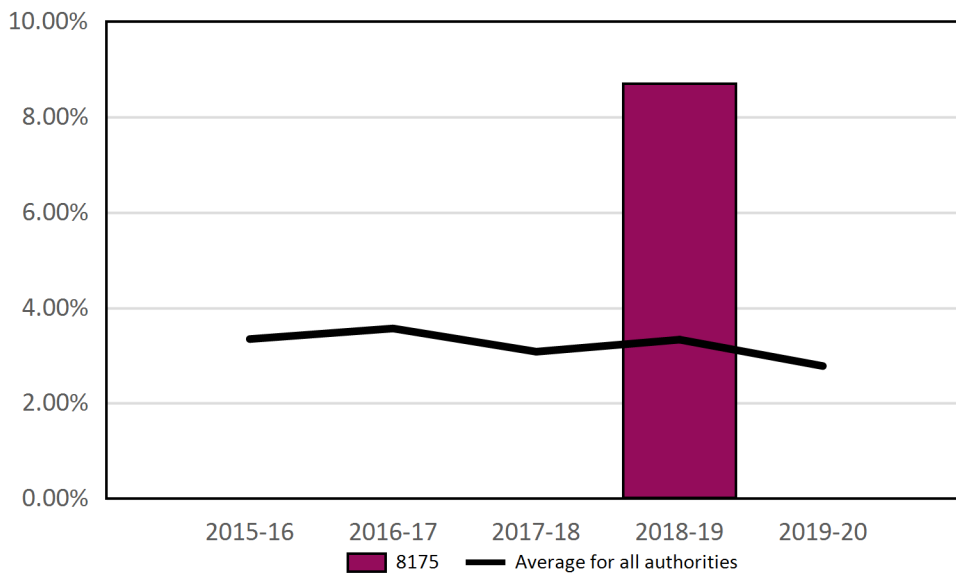
PI 03a	Percentage of emergency (cat 1) defects made safe within response times
PI 02b	Condition of principal roads (England and Wales only)
PI 02c	Condition of all non principal roads (England and Wales only)
PI 29	Percentage change in number of emergency (cat 1) defects
PI 15b	Percentage of total carriageways function cost (revenue and capital) spent directly on carriageway repairs
PI 45a	Percentage of emergency (cat 1) defects made safe within response times
PI 49a	Total footway maintenance expenditure by footway network length
PI 15a	Percentage of total roads/highways function cost (revenue and capital) spent directly on roads/highways repairs
PI 16	Percentage of actual maintenance expenditure (carriageways and footways) which is planned
PI 17	Percentage of actual maintenance expenditure (carriageways and footways) that is reactive

PI 03a Percentage of emergency (cat 1) defects made safe within response times



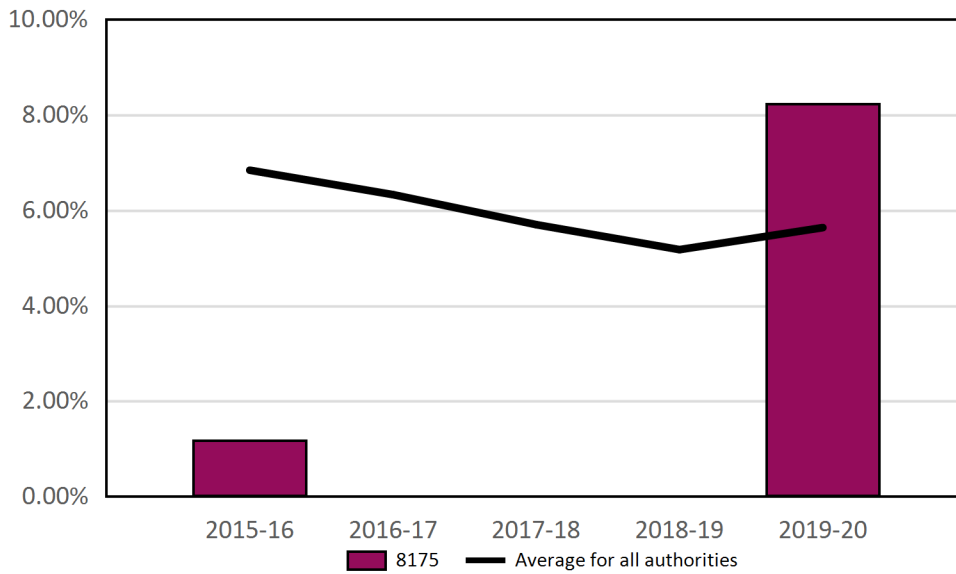
This performance indicator measures the percentage of category one defects relating to carriageways made safe within the target time, from the time that the authority first became aware of the damage.

PI 02b Condition of principal roads (England and Wales only)



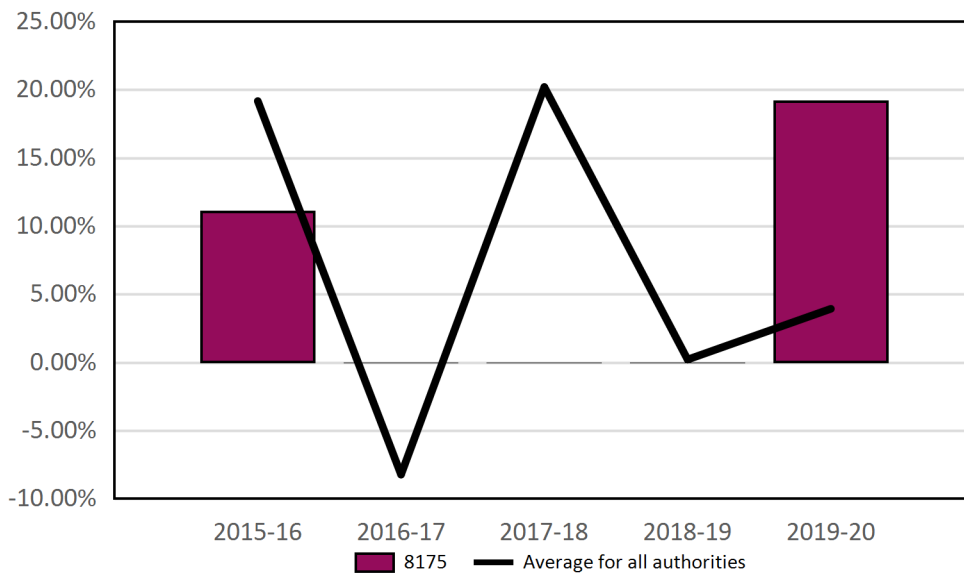
This performance indicator measures the percentage of the principals roads network where structural maintenance should be considered. The data comes from TRACS/ SCANNER surveys.

PI 02c Condition of all non principal roads (England and Wales only)



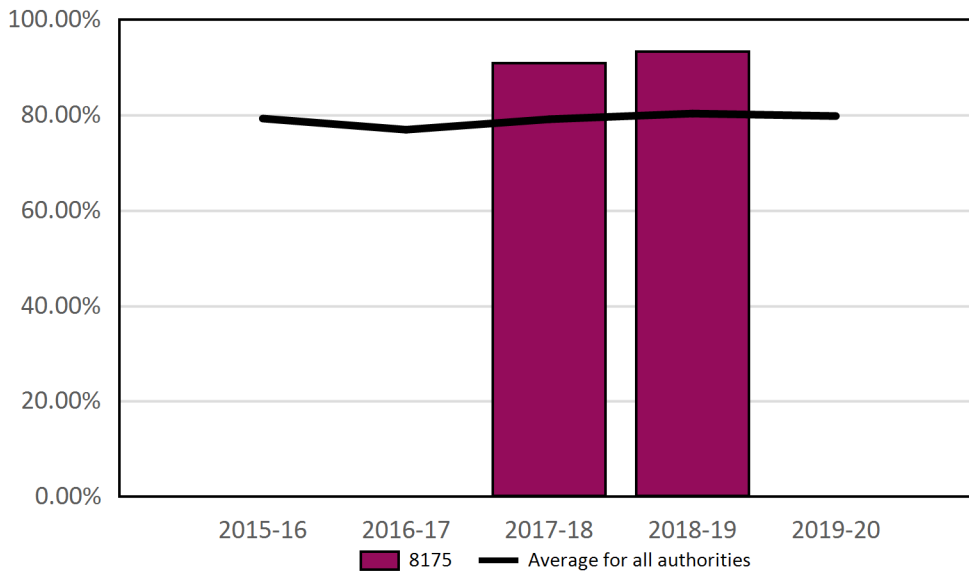
This performance indicator measures the percentage of all classified, non-principal roads network where maintenance should be considered. The data comes from TRACS / CVI / DVI type surveys.

PI 29 Percentage change in number of emergency (cat 1) defects



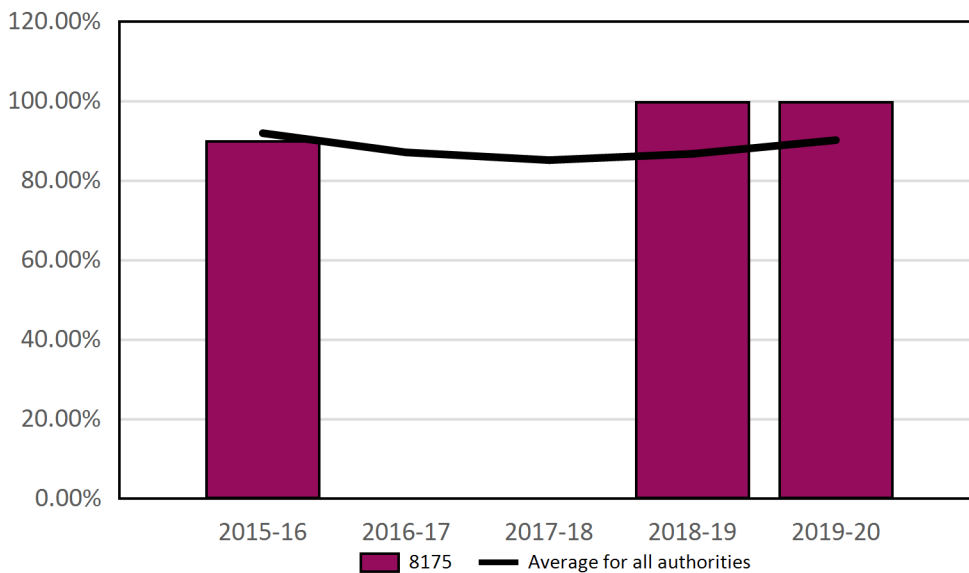
This performance indicator measures the percentage change in the number of category one defects. This indicator uses the information for the previous year so that the percentage change can be calculated.

PI 15b Percentage of total carriageways function cost (revenue and capital) spent directly on carriageway repairs



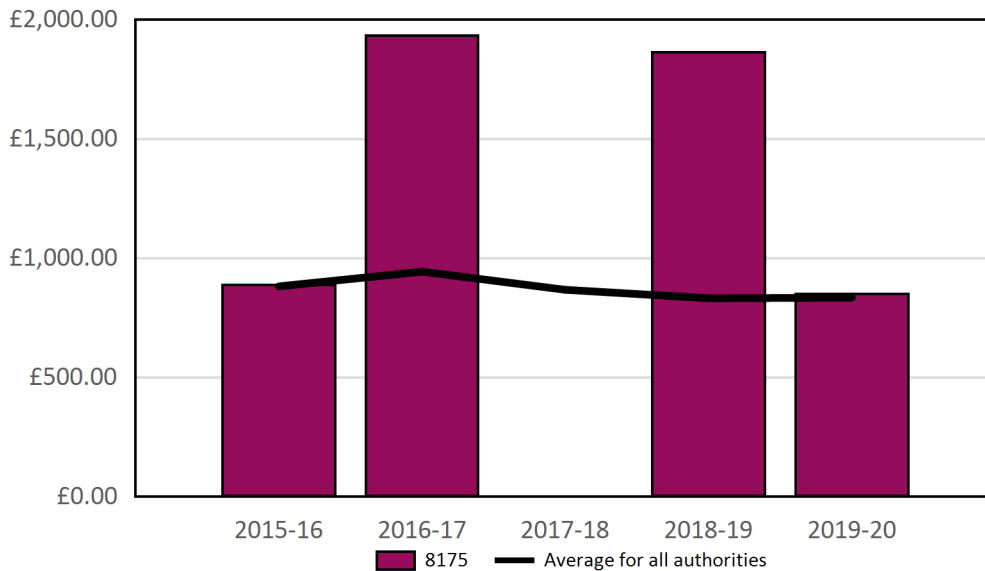
This performance indicator measures the actual percentage of the total expenditure on carriageways specifically spent on maintenance work to the fabric of the carriageways.

PI 45a Percentage of emergency (cat 1) defects made safe within response times



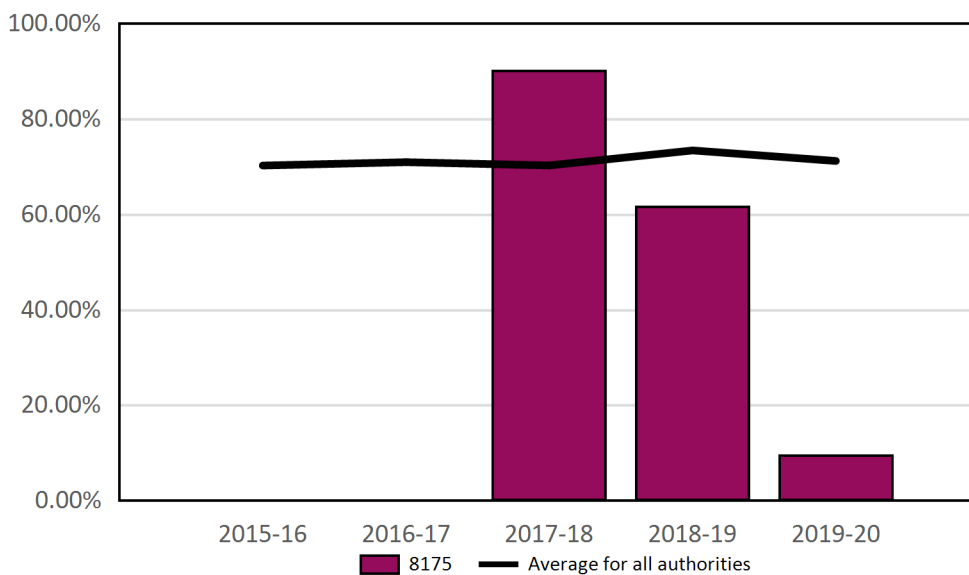
This performance indicator measures the percentage of category one defects relating to footways made safe within the target time, from the time that the authority first became aware of the damage.

PI 49a Total footway maintenance expenditure by footway network length



This performance indicator calculates the footway maintenance expenditure by footway network length. Where the footway length is measured in kilometres.

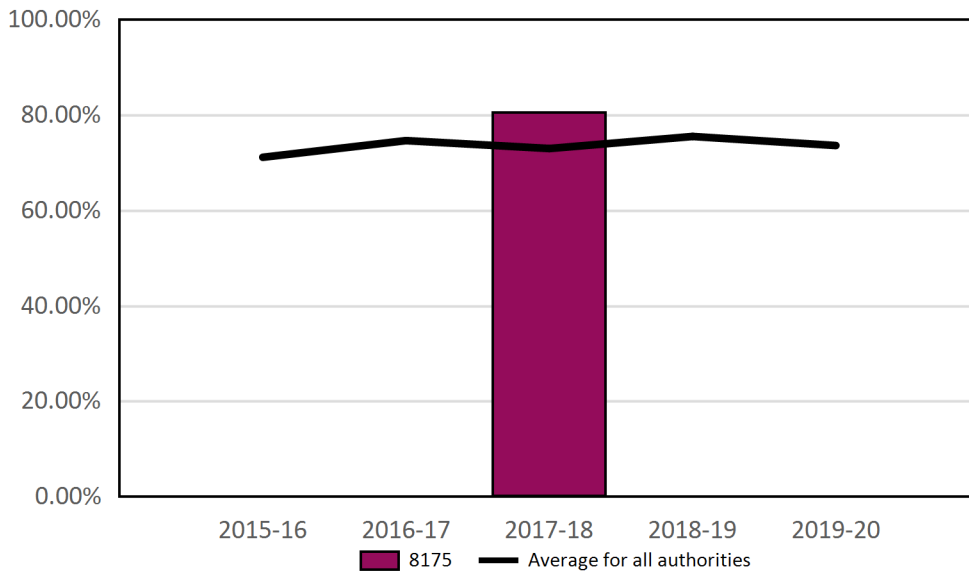
PI 15a Percentage of total roads/highways function cost (revenue and capital) spent directly on roads/highways repairs



This performance indicator measures the actual percentage of total roads/highways function cost (revenue and capital) spent directly on roads/highways repairs.

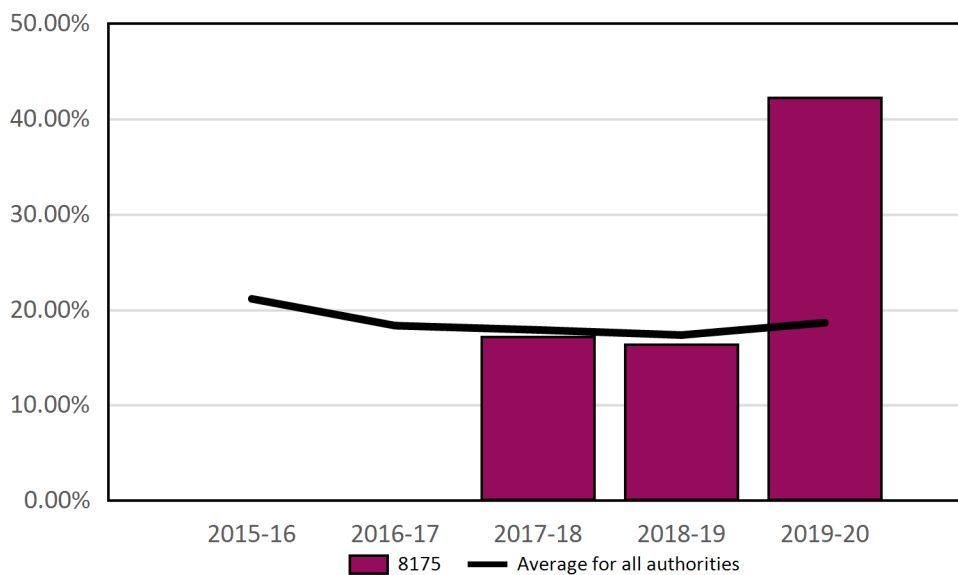
This is calculated by dividing the actual planned and reactive maintenance cost for carriageways and footways by the total expenditure with service providers for year including client costs and CEC for carriageways and footways.

PI 16 Percentage of actual maintenance expenditure (carriageways and footways) which is planned



This performance indicator measures the percentage of actual maintenance expenditure (carriageways and footways) which is planned.

PI 17 Percentage of actual maintenance expenditure (carriageways and footways) that is reactive



This performance indicator measures the percentage of actual maintenance (carriageways and footways) expenditure that is reactive.